


Column Speaker



ACCESSORY









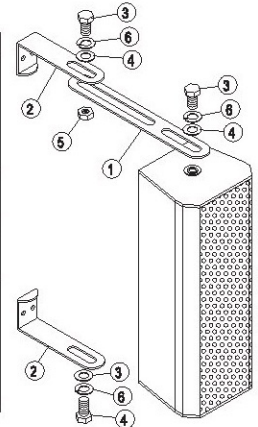
FEATURES

The column speakers series is very strong and sturdily constructed. They are made of extruded aluminium with cast aluminium top and bottom covers.

The aluminium grille is stove enamelled. The columns are weather- and dust-proof and are very suitable for outdoor use, e.g. open-air theatres, stadiums and public parks.

- All column speakers in this series are equipped with matching transformers for half and full power use.
- Supplied as standard with each of these speakers. Is complete swivel and tilt wall mounting kit.
- Because of their trapeze-shape, These speakers are very space saving and also suitable for corner instalment.
- The casing's cross-section is of a trapezoid from, the column speakers fit very well and are space saving in room corners, etc.

NO.	PARTS NAME	QTY(EA)	DES.	NO.	PARTS NAME	QTY(EA)	DES.
1	Fixing Angle	1		4	Flat Washer	3	
2	Fixing Angle	2		6	Hexagonal Nut	1	
3	Hexagonal Bolt	3		8	Spring Washer	3	



TECHNICAL SPECIFICATIONS

TECHNICAL DATA		CO-110A	CO-120A	CO-130A	CO-140A
Driver		5" 70φ	5" 70φ	5" 70φ	5" 70φ
Power(RMS)		10W	20W	30W	40W
Frequency Range		250Hz~12kHz	250Hz~12kHz	250Hz~12kHz	250Hz~12kHz
Impedance	Black	COM	COM	COM	COM
	Brown(100V)	1kΩ	500Ω	333Ω	250Ω
	Siky(70V)	490Ω	245Ω	163Ω	122Ω
S.P.L		92dBV ±3dB	95dBV ±3dB	97dBV ±3dB	99dBV ±3dB
Dimension W x H x D(m/m)		148 x 250 x 120	148 x 370 x 120	148 x 490 x 120	148 x 600 x 120
Net Weight(kg)		1.7kg	2.5kg	3.5kg	4.5kg
Material		ABS resin/Aluminum			